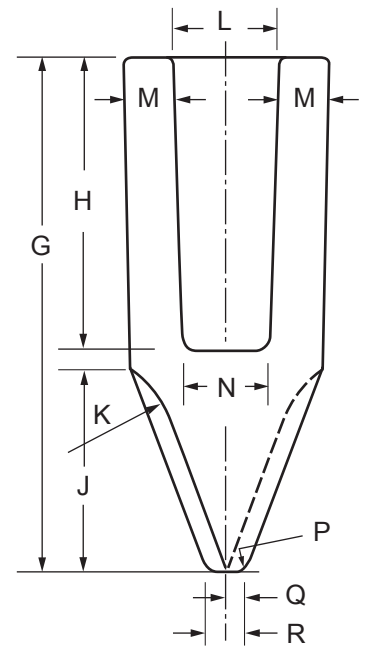
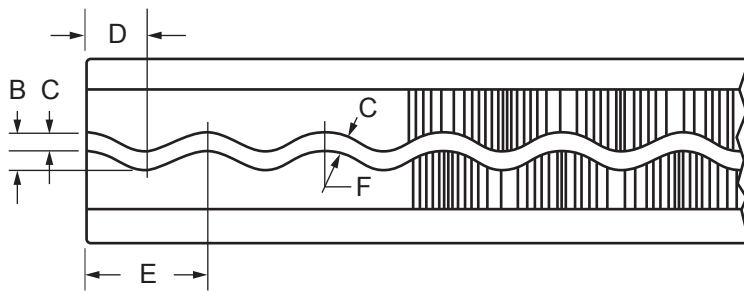
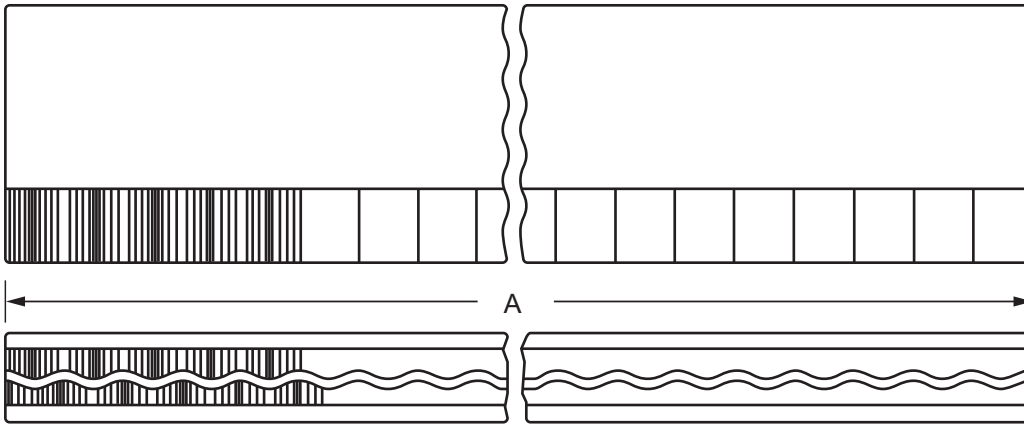


SHEET PILE PROTECTOR

X-09800

30" STRAIGHT BAR

MATERIAL: CAST STEEL
 ASTM A148 90/60
 NORMAL FOUNDRY TOLERANCES APPLY



END VIEW

A	30.00"	J	1.375"
B	0.25"	K	0.75" R
C	0.125"	L	11/16"
D	0.375"	M	11/32"
E	0.75"	N	9/16"
F	0.25" R	P	1/16" R
G	3.5"	Q	0.125"
H	2.0"	R	0.25"

Attachment Procedure

1. Torch-cut appropriate length of protector and hold in close contact with web and/or flanges of the sheet pile.
2. Place a 1-1/2" long groove weld, 5/16", at each corner of the protector for flange sections.
3. Place a 3" long groove weld, 5/16", at each corner of the protector for web section.

Note: An E-7018 welding rod or E71T-I Flux Core is recommended.



**ASSOCIATED PILE
& FITTING**

45 Samworth Road, Clifton, NJ 07014
 Tel: 973-773-8400
 Fax: 973-773-8442
 email: apf@associatedpile.com
 www.associatedpile.com
 Call Toll Free: 800-526-9047